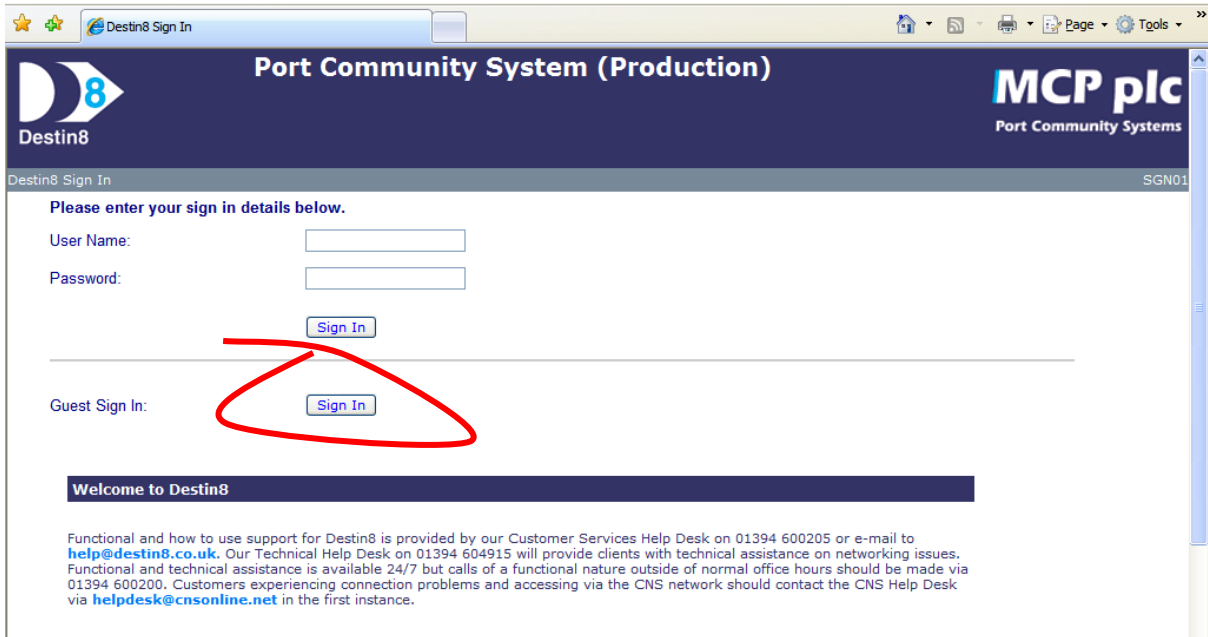


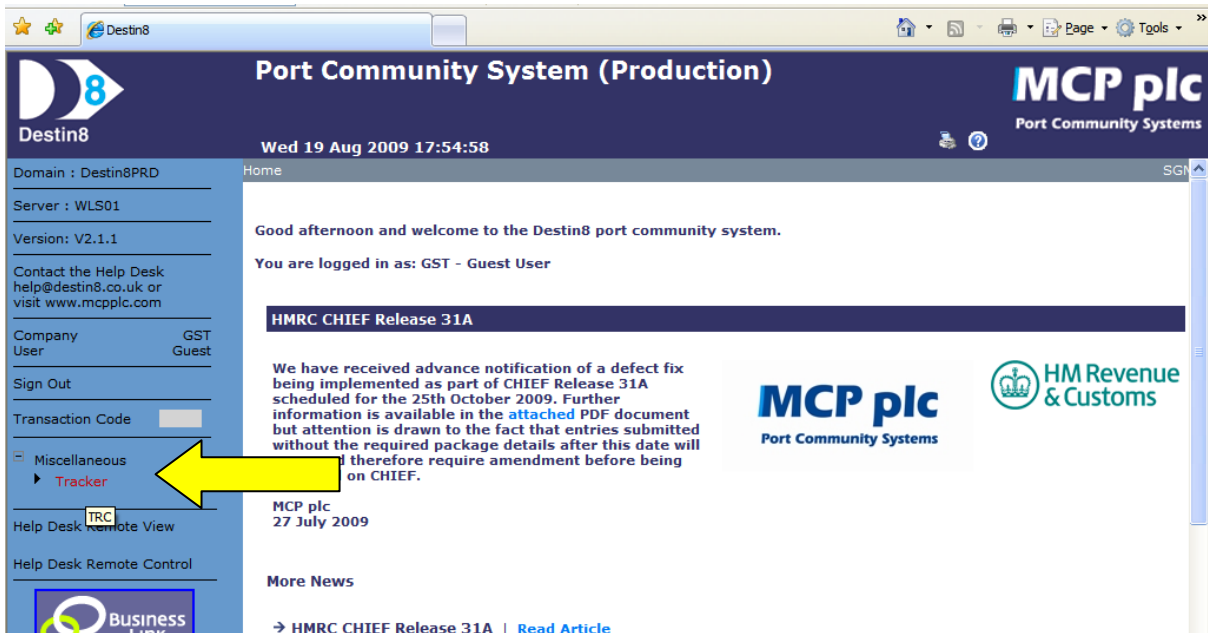
DESTIN8

LOG ON TO <https://www.destin8.co.uk/jsp/SGN01.jsp>

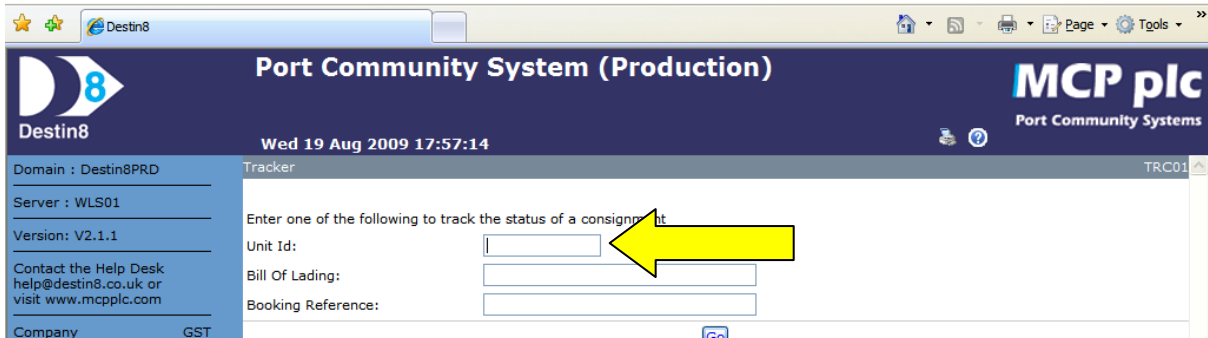
Sign in at the **Guest Sign in** option.



Click on **Miscellaneous** and Select **Tracker**.



The tracking screen appears. Enter your container number and click **Go**.



Tracking information appears here.

The screenshot shows the Destin8 Port Community System (Production) interface. The browser title is "Destin8 - Windows Internet Explorer" and the URL is "http://www.destin8.co.uk/jsp/main.jsp?tranId=SGN03". The page header includes the Destin8 logo, "Port Community System (Production)", and "MCP plc Port Community Systems". The date and time are "Wed 19 Aug 2009 17:58:31".

The main content area is titled "Tracker" and shows tracking information for Unit Id: **XXXX1234567**. The "Consignment Information" section includes:

- Manifested By: CUK Multimodal - China Shipping UK
- as a TRANSHIPMENT through: Felixstowe
- from Vessel: 47049 BG Felixstowe
- to Vessel: 46746 Xin Los Angeles

The "Status Information" section shows a table with the following data:

Unit Id	Empty	Landed	Cleared	Loaded to Vessel
CCLU6751232	NO	YES	YES	YES

Additional information includes "Arrived 29/07/2009 13:35" and "Departed 13/08/2009 14:44". The sidebar on the left contains user information (Company User: GST Guest), a "Sign Out" button, and a "Tracker" link. The bottom status bar shows "Done" and "Internet" with a 100% zoom level.

Date due to Depart, connecting vessel information or actual Departure (Departed) Date and Time appear here.

If the container is on board it will also advise if **Loaded to Vessel-YES or NO**